



Your car technology
BASIC

Front View Camera Installation – Toyota Corolla 2019


Front View Camera Module,

Module Name: Basic10012

Module Version: 2.1

Harness: 7070

Camera: Basic50020






Location of front camera:



Harness Installation,

First, remove the center display (infotainment system)




Remove white connector and gray connector, install the plug & play connector (supplied).

- White color wire – connect to the power (red color wire) of front camera
- Yellow color wire – connect to green color wire, belongs to windows closer.

Windows closer,

Connect the yellow color wire from "Basic Module" to the green color wire .



Location of connector belongs to windows closer